

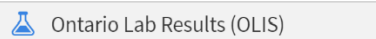
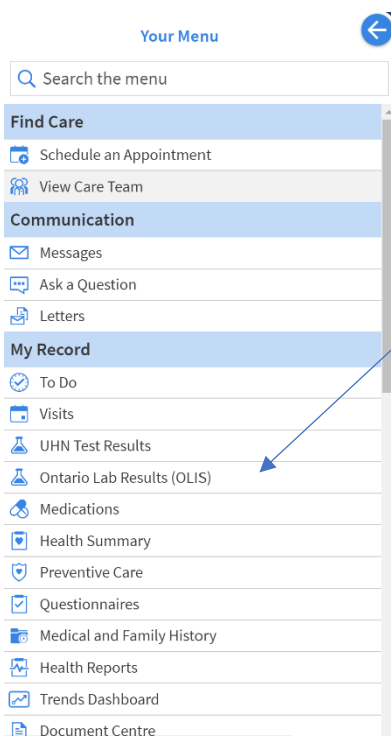



How can I view my results?

To view your results, follow these steps:

1. Log into **myUHN**
2. [Click here](#) to login now or go to:
<https://mychartprd.uhn.ca/MyChartPRD/Authentication/Login?>
3. Enter your *myUHN* Username or Email address & Password.
4. Click on 
5. On the upper left corner, click on  Your Menu
6. Scroll down the menu and click on 



7. Your Dynacare lab results should appear under REPORT/RESULT NAME.
8. Click on  to view full report.